

Scaled data based on original data using  
LM-79-08 Approved Method: Electrical and Photometric Measurements of Solid-  
State Lighting Products

Test Report Prepared for  
Cooper Lighting Solutions  
(formerly Eaton)

Brand: McGRAW-EDISON

Report Number: P385871

Luminaire Tested: **GWC-SA1C-722-U-T4FT**

Issue Date: 3/3/2020

**Test Information**

Test Method: LM-79-08  
Report Number: P385871  
TEST IS SCALED FROM IESNA LM-79-08 TEST DATA (G2-1903-205-16)  
Test Lab: INNOVATION CENTER  
Issue Date: 3/3/2020  
Manufacturer: COOPER LIGHTING SOLUTIONS (FORMERLY EATON)  
Product Line: MCGRAW-EDISON  
Catalog Number: GWC-SA1C-722-U-T4FT  
Description: GALLEON WALL LUMINAIRE  
(1) 70 CRI, 2200K, 1050mA LIGHTSQUARE WITH 16 LEDS AND TYPE IV FORWARD  
THROW OPTICS  
Light Source: -  
Ballast/Driver: ELECTRONIC DRIVER

**Summary**

Lumens per Lamp: N/A  
Luminaire Lumens: 5586 lumens  
Efficiency: N/A  
Efficacy: 96.3 lumens/watt  
Luminous Opening: Rectangular (W 0.5' x L: 0.5' x H: 0')  
IES Classification: Type IV - Short  
BUG Rating: B1 - U0 - G2

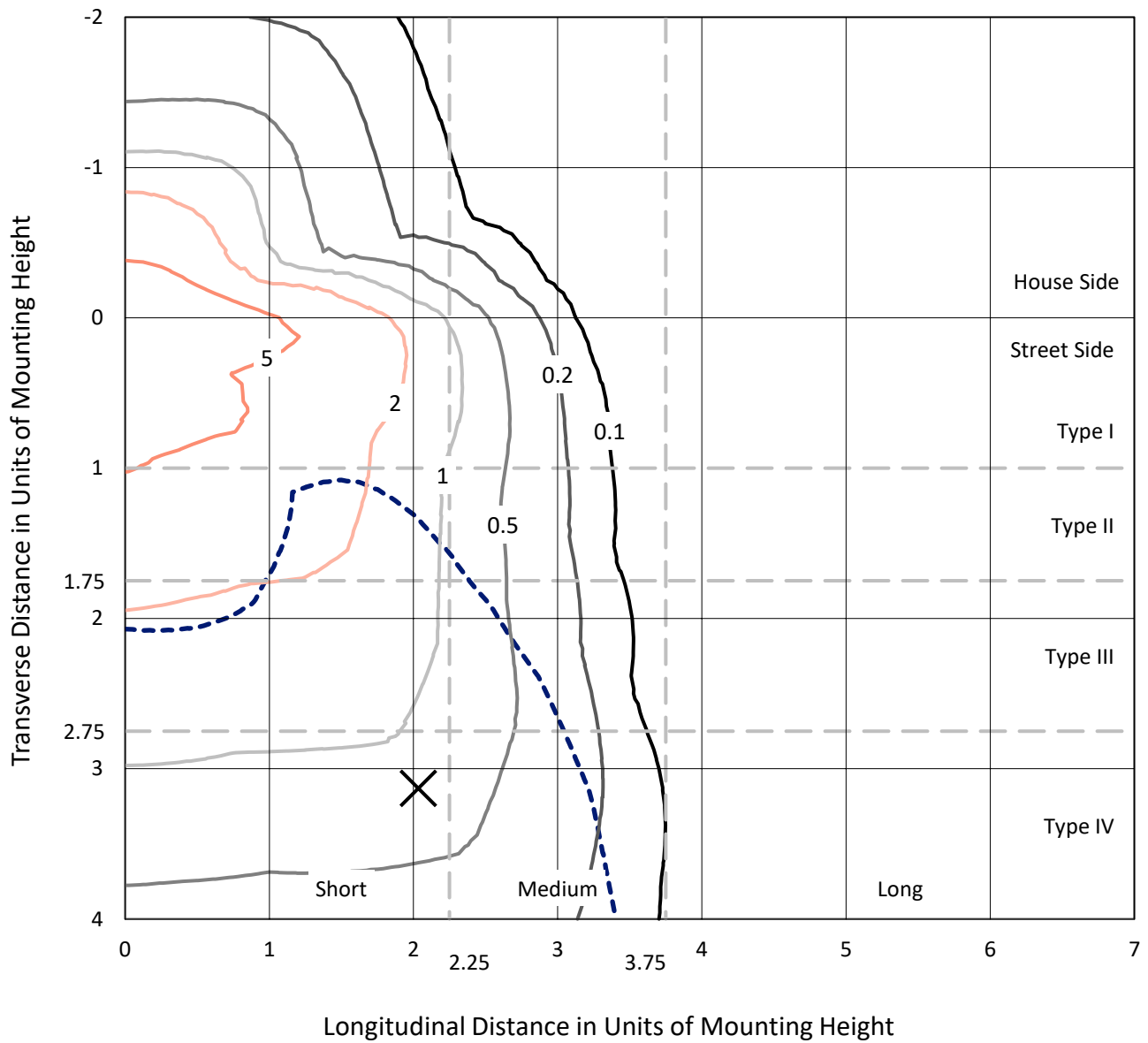
Input Watts (W): 58  
Input Voltage (V): NR  
Input Current (A<sub>in</sub>): NR  
Voltage Rise (V): NR  
Power Factor: NR  
Total Harmonic Distortion (THDi): NR  
Frequency (hertz): 60  
Stabilization Time: NR  
Operation Time: NR  
Ambient Temperature (°C): NR  
Test Distance: 24 FT



REPORT NUMBER: P385871  
 CATALOG NUMBER: GWC-SA1C-722-U-T4FT

### Iso-Footcandle Lines of Horizontal Illumination

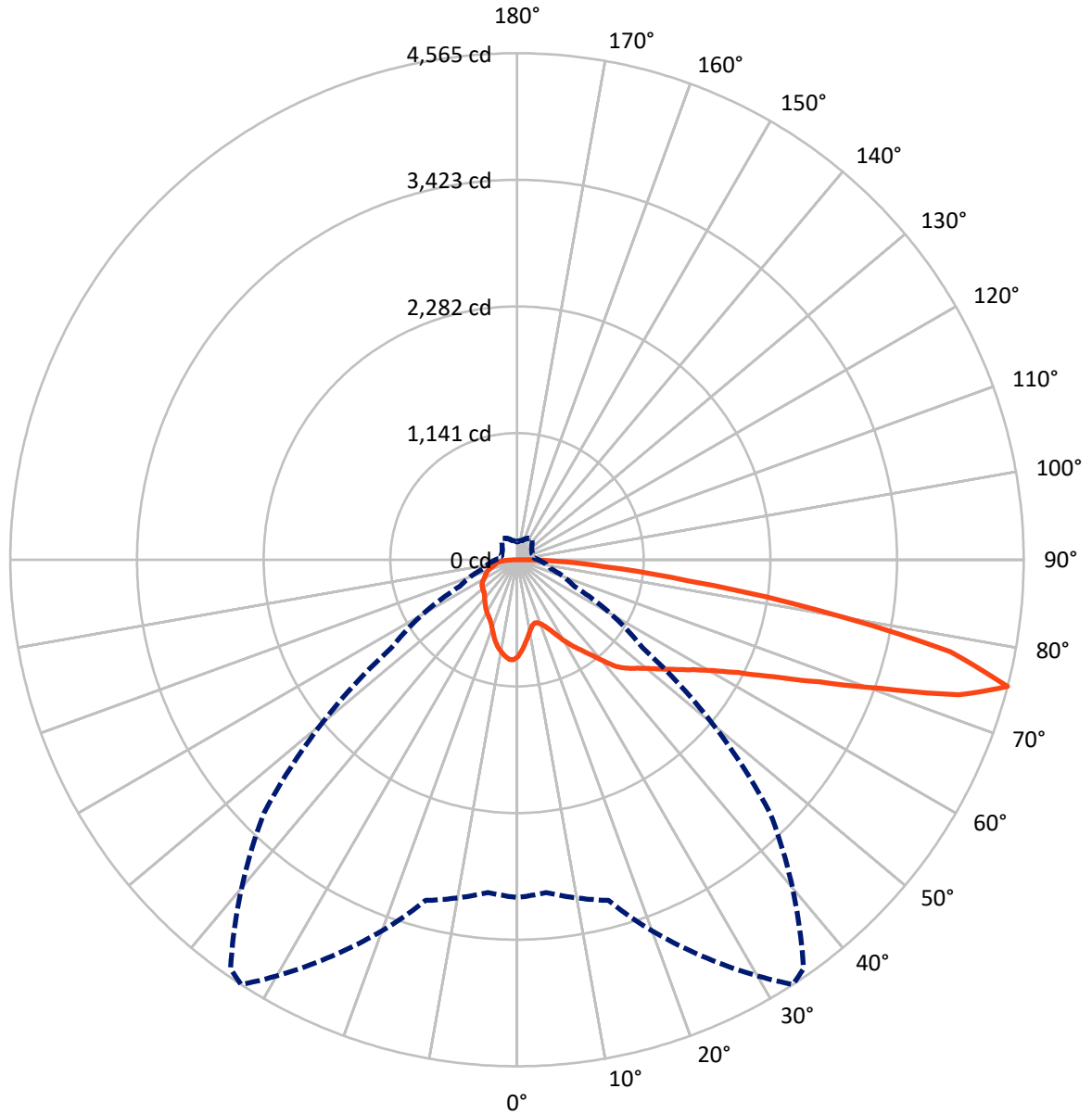
× Max cd  
 - - - 1/2 Max cd



Based on 10 foot mounting height. Maximum calculated value = 8.7 fc  
 Type IV - Short - N/A

REPORT NUMBER: P385871  
CATALOG NUMBER: GWC-SA1C-722-U-T4FT

### Luminous Intensity Polar Plot



— Vertical Plane Through 33-Deg Lateral    - - - Horizontal Cone Through 75-Deg Vertical



REPORT NUMBER: P385871  
 CATALOG NUMBER: GWC-SA1C-722-U-T4FT

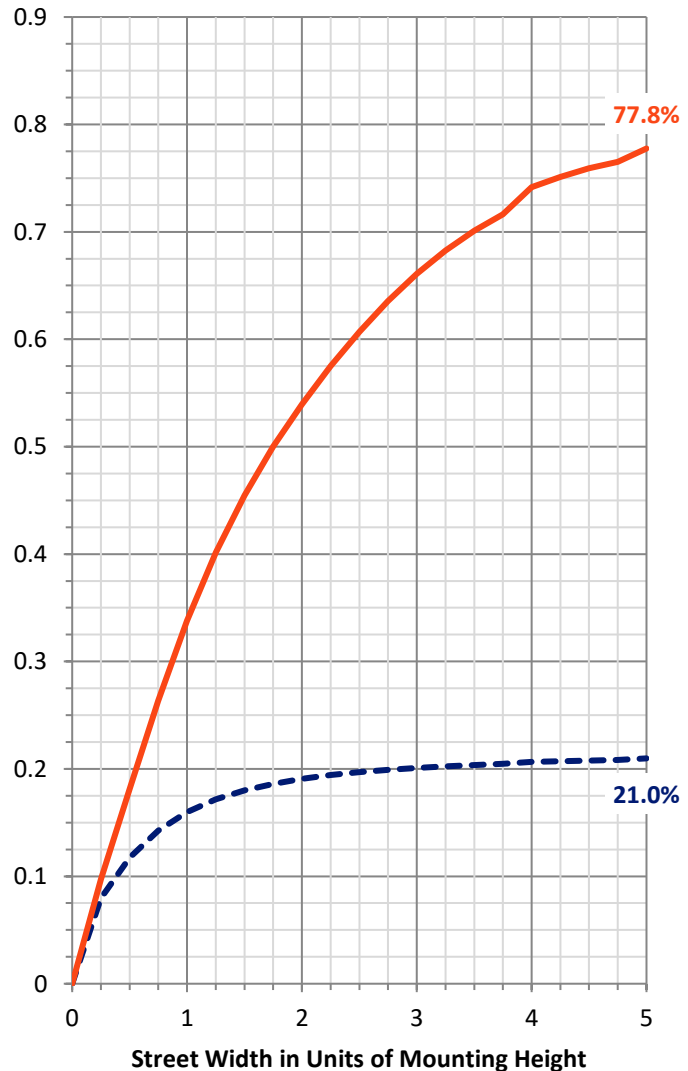
**FLUX DISTRIBUTION:**

		Downward	Upward	Total
<b>House Side</b>	Lumens	1199.5	0.0	1199.5
	% Fixture	21.5	0.0	21.5
<b>Street Side</b>	Lumens	4386.5	0.0	4386.5
	% Fixture	78.5	0.0	78.5
<b>Total</b>	Lumens	5586.0	0.0	5586.0
	% Fixture	100.0	0.0	100.0

**ZONAL LUMENS:**

Zone	Lumens	% Fixture
0°-10°	79.0	1.4
10°-20°	213.9	3.8
20°-30°	349.3	6.3
30°-40°	520.1	9.3
40°-50°	746.0	13.4
50°-60°	1024.2	18.3
60°-70°	1282.2	23.0
70°-80°	1160.0	20.8
80°-90°	211.3	3.8
90°-100°	0.0	0.0
100°-110°	0.0	0.0
110°-120°	0.0	0.0
120°-130°	0.0	0.0
130°-140°	0.0	0.0
140°-150°	0.0	0.0
150°-160°	0.0	0.0
160°-170°	0.0	0.0
170°-180°	0.0	0.0
0°-90°	5586.0	100.0
0°-180°	5586.0	100.0

**Coefficient of Utilization**



REPORT NUMBER: P385871

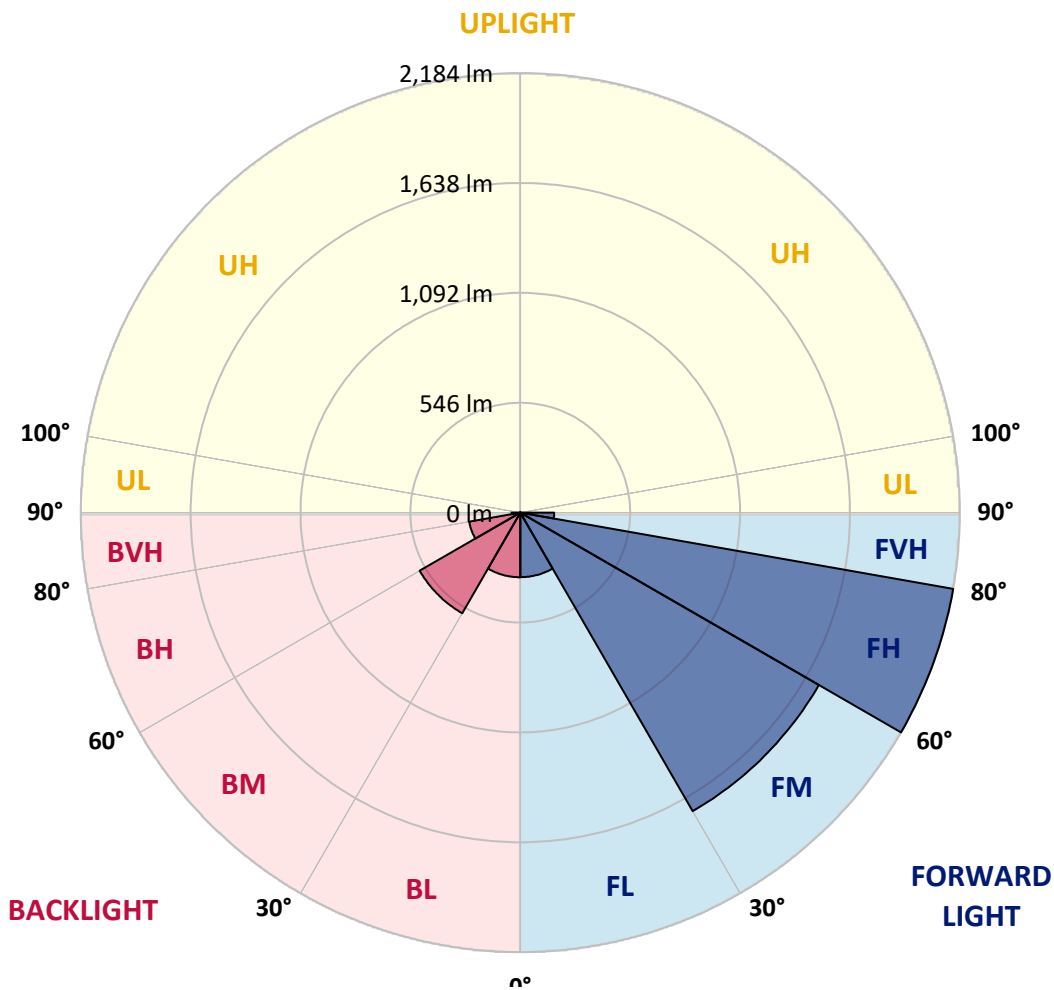
CATALOG NUMBER: GWC-SA1C-722-U-T4FT

**LUMINAIRE CLASSIFICATION SYSTEM LUMEN TABLE AND BUG RATING:**

Zone	Lumens	% Fixture	Zone Rating/Lumen Limit		
			B	U	G
FL (0°-30°)	320.8	5.7			
FM (30°-60°)	1713.1	30.7			
FH (60°-80°)	2184.3	39.1			G2/5000
FVH (80°-90°)	168.3	3.0			G2/225
BL (0°-30°)	321.3	5.8	B1/500		
BM (30°-60°)	577.3	10.3	B1/1000		
BH (60°-80°)	257.9	4.6	B1/500		G1/500
BVH (80°-90°)	43.0	0.8			G1/100
UL (90°-100°)	0.0	0.0		U0/0	
UH (100°-180°)	0.0	0.0		U0/0	

**BUG Rating: B1-U0-G2**

Type IV Short





REPORT NUMBER: P385871

CATALOG NUMBER: GWC-SA1C-722-U-T4FT

**CANDELA DISTRIBUTION (FULL):**

	0°	5°	15°	25°	33°	35°	45°	55°	65°	75°	85°
0°	873.1	873.1	873.1	873.1	873.1	873.1	873.1	873.1	873.1	873.1	873.1
2.5°	810.8	807.7	813.5	814.3	819.3	821.2	828.2	839.0	847.8	858.1	867.3
5°	737.3	735.2	743.3	749.1	760.1	764.7	781.1	804.0	824.5	847.7	868.7
7.5°	667.4	666.3	675.3	688.5	701.2	707.6	735.9	769.3	803.5	840.9	873.1
10°	608.6	608.2	616.9	629.8	648.5	655.7	692.3	736.3	784.2	835.7	880.6
12.5°	575.6	576.9	581.0	591.8	609.2	616.3	657.0	708.7	768.0	834.0	891.6
15°	583.7	585.8	578.9	578.5	590.8	596.4	634.6	689.0	756.4	836.8	907.7
17.5°	618.2	618.6	600.3	588.7	596.2	599.1	627.7	677.9	749.6	843.4	927.7
20°	666.9	665.9	633.5	614.2	618.2	619.0	637.5	678.0	749.1	854.8	953.8
22.5°	731.3	724.2	680.6	654.3	653.3	652.2	662.8	692.3	757.5	873.3	984.8
25°	815.4	808.7	748.7	712.8	705.1	702.2	703.7	722.8	774.3	893.2	1019.6
27.5°	909.0	897.2	839.4	788.6	772.6	768.5	759.3	765.8	792.7	912.3	1060.9
30°	987.4	981.0	930.4	870.2	851.3	845.5	821.2	814.1	819.1	938.3	1113.0
32.5°	1031.2	1026.9	996.2	947.6	930.0	921.9	887.6	873.3	861.5	979.4	1183.6
35°	1084.2	1081.5	1063.0	1027.7	1001.6	993.1	966.5	951.7	921.4	1036.0	1274.9
37.5°	1151.8	1148.9	1149.2	1120.7	1089.6	1081.7	1064.1	1048.5	998.9	1110.3	1374.0
40°	1228.2	1222.6	1220.4	1219.1	1199.4	1195.0	1185.7	1164.5	1096.2	1199.0	1471.9
42.5°	1343.2	1323.3	1280.8	1296.9	1316.3	1314.0	1321.6	1291.1	1204.2	1304.0	1567.4
45°	1454.1	1421.5	1348.2	1351.7	1394.3	1407.2	1463.6	1442.0	1321.4	1419.0	1666.2
47.5°	1504.7	1480.0	1417.6	1417.8	1460.1	1486.9	1610.4	1595.0	1444.5	1549.6	1786.8
50°	1561.2	1536.5	1480.5	1501.6	1538.4	1567.0	1752.2	1744.3	1561.6	1692.6	1931.3
52.5°	1622.9	1581.1	1545.6	1583.2	1634.9	1668.1	1894.2	1872.6	1669.1	1836.5	2097.4
55°	1623.7	1612.3	1639.3	1666.9	1744.3	1785.0	2043.0	1985.9	1756.7	1978.0	2232.7
57.5°	1716.1	1697.6	1754.9	1767.7	1868.8	1914.7	2191.0	2084.5	1845.8	2086.4	2305.6
60°	1838.5	1822.7	1869.5	1903.1	2022.8	2084.1	2349.0	2185.8	1915.9	2168.2	2302.2
62.5°	2049.8	2031.8	2031.2	2078.3	2239.4	2310.8	2526.4	2285.2	1943.6	2184.4	2203.9
65°	2359.1	2330.5	2276.7	2299.1	2538.7	2609.9	2724.5	2357.1	1907.0	2097.6	1951.0
67.5°	2660.1	2659.1	2592.9	2638.9	2933.9	2991.0	2950.3	2364.3	1792.6	1795.3	1502.2
70°	2960.1	2964.0	2952.8	3112.6	3467.8	3527.2	3190.7	2268.4	1535.3	1296.5	899.9
72.5°	3197.8	3196.9	3253.2	3665.2	4160.7	4147.4	3393.3	1977.8	1102.4	699.8	430.1
75°	3043.9	3010.3	3178.2	3938.8	4564.6	4499.5	3221.0	1379.6	572.1	318.6	231.5
77.5°	1985.3	2017.2	2263.6	3253.8	3992.6	3913.5	2363.1	643.7	269.6	209.0	167.9
80°	719.0	752.5	1059.9	1843.1	2750.8	2737.8	1163.7	264.5	182.3	157.8	122.3
82.5°	247.4	259.7	418.1	818.5	1553.1	1611.0	437.8	150.3	132.6	111.9	83.7
85°	97.1	111.1	191.2	393.8	783.4	789.2	177.3	89.9	92.2	73.3	45.9
87.5°	36.9	44.8	91.5	182.9	357.7	328.6	63.5	42.8	52.5	43.6	21.8
90°	0.0	0.0	0.0	0.0	0.0	0.0	0.0	0.0	0.0	0.0	0.0



REPORT NUMBER: P385871  
 CATALOG NUMBER: GWC-SA1C-722-U-T4FT

**CANDELA DISTRIBUTION (continued):**

	90°	95°	105°	115°	125°	135°	145°	155°	165°	175°	180°
0°	873.1	873.1	873.1	873.1	873.1	873.1	873.1	873.1	873.1	873.1	873.1
2.5°	874.5	878.5	887.0	892.8	899.0	900.7	901.5	903.0	904.6	904.0	904.2
5°	879.9	887.8	901.5	907.3	910.0	906.9	900.9	896.1	892.6	890.7	890.1
7.5°	888.8	899.9	914.6	913.6	907.5	893.8	878.3	866.8	857.1	853.6	851.7
10°	900.5	913.6	923.9	912.9	894.9	871.2	848.0	830.1	815.6	810.0	809.1
12.5°	915.6	928.9	930.8	907.5	877.8	845.3	813.9	790.2	768.5	761.6	760.1
15°	935.1	947.6	935.6	898.0	856.5	812.9	772.2	740.0	717.2	708.7	705.6
17.5°	955.5	967.5	936.6	882.4	828.7	774.5	723.4	690.4	664.3	654.5	653.3
20°	980.0	985.4	932.6	860.0	790.5	724.7	670.9	639.8	625.9	619.0	618.2
22.5°	1010.3	1004.5	923.3	829.7	742.1	667.2	623.4	609.0	605.5	604.0	604.5
25°	1042.3	1024.6	909.6	790.2	680.9	609.7	588.7	592.8	597.4	596.8	596.8
27.5°	1077.7	1045.0	888.6	737.7	613.2	562.7	565.2	580.0	587.0	586.8	586.6
30°	1123.0	1068.2	861.7	674.6	549.9	529.5	544.7	562.9	572.3	571.9	572.1
32.5°	1178.8	1093.7	825.3	604.1	504.2	505.0	522.5	540.5	551.5	550.5	550.7
35°	1244.0	1122.2	775.9	534.7	473.9	485.5	499.4	511.9	522.3	521.0	519.6
37.5°	1315.0	1150.2	710.3	472.5	449.2	467.3	478.9	481.0	485.9	482.4	479.9
40°	1382.5	1171.6	625.8	421.6	424.3	451.9	459.4	450.9	442.3	441.1	437.6
42.5°	1441.4	1178.8	540.3	380.9	398.1	435.7	440.3	422.6	406.9	399.6	396.5
45°	1503.5	1181.3	460.6	346.7	372.8	421.2	426.2	402.5	380.5	364.7	359.5
47.5°	1584.7	1199.4	398.6	321.5	353.5	411.6	418.7	386.5	357.9	335.4	330.5
50°	1691.1	1235.3	348.3	302.2	341.0	405.2	413.3	370.9	339.4	312.2	307.4
52.5°	1809.1	1268.3	307.6	286.5	328.8	394.0	406.4	359.7	322.0	290.8	285.6
55°	1891.7	1243.0	274.8	270.3	313.0	378.0	396.7	350.2	297.2	269.9	265.3
57.5°	1907.6	1156.6	249.9	253.5	293.9	357.9	381.9	329.2	283.6	260.9	256.1
60°	1864.3	1036.2	231.4	238.1	273.4	332.7	354.1	314.3	270.7	251.2	247.2
62.5°	1755.7	912.9	217.7	224.2	254.3	307.0	336.7	298.7	257.6	240.2	236.2
65°	1536.3	766.4	204.5	211.9	236.6	284.8	321.1	284.2	244.7	231.4	227.5
67.5°	1159.7	574.0	192.2	198.7	220.7	265.5	304.1	269.9	232.1	223.6	219.0
70°	682.9	359.5	178.1	185.0	204.1	245.4	286.0	254.3	216.5	212.6	206.7
72.5°	317.8	216.3	162.1	168.8	183.3	218.6	262.6	233.9	198.0	189.5	181.4
75°	189.7	158.2	143.2	149.2	159.4	190.1	233.3	213.0	180.4	169.2	160.7
77.5°	141.8	121.0	122.3	128.7	137.0	166.3	206.7	196.6	166.9	158.2	152.4
80°	102.1	91.8	99.8	106.7	115.4	151.3	198.0	181.8	150.9	139.3	133.9
82.5°	68.1	66.0	75.1	82.2	90.7	132.4	186.0	159.2	128.9	114.2	102.3
85°	37.6	39.7	50.6	53.6	61.0	93.2	152.4	127.9	97.1	78.1	74.7
87.5°	15.6	18.3	27.2	26.2	32.4	55.6	100.3	77.2	61.7	46.1	35.9
90°	0.0	0.0	0.0	0.0	0.0	0.0	0.0	0.0	0.0	0.0	0.0



Signify Classified - Internal  
Cooper Lighting Solutions Photometric Lab  
1121 Highway 74 South  
Peachtree City, GA 30269

Scaled Data Report



Report Generated By 670245982

Signify Classified - Internal  
Cooper Lighting Solutions Photometric Lab  
1121 Highway 74 South  
Peachtree City, GA 30269

Scaled Data Report



Signify Classified - Internal  
Cooper Lighting Solutions Photometric Lab  
1121 Highway 74 South  
Peachtree City, GA 30269

Scaled Data Report



Signify Classified - Internal  
Cooper Lighting Solutions Photometric Lab  
1121 Highway 74 South  
Peachtree City, GA 30269

Scaled Data Report



Signify Classified - Internal  
Cooper Lighting Solutions Photometric Lab  
1121 Highway 74 South  
Peachtree City, GA 30269

Scaled Data Report



--- HS — SS

Signify Classified - Internal  
Cooper Lighting Solutions Photometric Lab  
1121 Highway 74 South  
Peachtree City, GA 30269

Scaled Data Report



u

Signify Classified - Internal  
Cooper Lighting Solutions Photometric Lab  
1121 Highway 74 South  
Peachtree City, GA 30269

Scaled Data Report



Signify Classified - Internal  
Cooper Lighting Solutions Photometric Lab  
1121 Highway 74 South  
Peachtree City, GA 30269

Scaled Data Report



(END OF REPORT)